



Derivative Insights

09.06.2026



GEOJIT

PEOPLE YOU PROSPER WITH

Option OI Spectrum - Indices

MONTHLY	NIFTY		BANK NIFTY		SENSEX	
	Calls	Puts	Calls	Puts	Calls	Puts
H'st OI Chg	23200	23200	54500	52000	73500	72500
H'st OI	24000	24000	54000	54000	76000	76000
H'st Vol	24000	23000	54500	54000	74000	74000

Upcoming Expiry

WEEKLY	NIFTY		SENSEX		NIFTY Weekly	SENSEX Weekly	SENSEX Monthly	BANK NIFTY Monthly	NIFTY Monthly
	Calls	Puts	Calls	Puts					
H'st OI Chg	23200	23100	73700	73500	09.06.2026	11.06.2026	25.06.2026	30.06.2026	30.06.2026
H'st OI	24000	22500	74500	72000					
H'st Vol	23200	23200	74000	73500					

Stock Futures in Focus

Future*	Pr Close	Pr % Chg	OI % Chg	Comments
NESTLEIND	1406.20	0.72	-0.49	Short Covering
CROMPTON	258.15	-3.94	-1.94	Long Unwinding

Comments:

Nifty weekly contract has the highest open interest at 24000 CE and 22500 PE while monthly contracts have the highest open interest at 24000 CE and 24000 PE. The highest OI addition was seen at 23200 CE and 23100 PE in weekly and at 23200 CE and 23200 PE in monthly contracts. Fills decreased their future index long holdings by 4.42%, increased future index shorts by 2.98% and in index options, 13.70% increase in Call longs, 2.30% increase in Call short, 11.40% increase in Put longs and 0.72% increase in Put shorts.

Index F&O

	NIFTY		BANK NIFTY		SENSEX	
	Last	Chg	Last	Chg	Last	Chg
Near Future	23147	-293	54170	-629	73700	-792
Discount	24	-49	106	-197	176	-73
Straddle*	753	30	2160	30	1068	-124

FII Activity in Index F&O

	Fut longs	Fut shorts	CE Longs	CE Shorts	PE Longs	PE Shorts
OI % Change	-4.42	2.98	13.70	2.30	11.40	0.72
Open Interest	24810	302424	672055	1000213	965991	450778

* Upcoming Expiry

Stock Options

Upmoves Nearing Resistance

Ticker Symbol	CMP	Call strike
TITAN	4192.4	4200
INDUSINDBK	894.95	900
ADANIGREEN	1490.5	1500
INDIANB	843	850
GAIL	168.6	170

These stocks have shown uptrend, but await break of key resistance as indicated by the strike with the highest CE OI.

Consolidation Underway

Ticker Symbol	CMP	CE Strike	PE Strike	% Range
LODHA	870.9	1060	750	35.60
JSWENERGY	570.95	680	500	31.53
HINDZINC	556	700	540	28.78
POWERINDIA	35010	40000	31000	25.71
MOTILALOFS	821.1	1000	800	24.36

These stocks are undergoing consolidation, unable to break beyond previous congestion points, as indicated by the CE and PE strikes with the highest OI. Given the distance between the key CE and PE strikes, upmoves/downmoves may take time to gain momentum.

Upside Breakout Underway

Ticker Symbol	CMP	Call strike
COFORGE	1421.1	1400
LAURUSLABS	1404.7	1400

These stocks have shown uptrend, and have just broken above resistance as indicated by the strike with the highest CE OI.

Downmoves Nearing Support

Ticker Symbol	CMP	Put strike
OBEROIRLTY	1600.4	1600
COLPAL	2005.5	2000
ADANI PORTS	1805	1800
HDFCAMC	2452.9	2446
GMRAIRPORT	100.32	100

Downtrend may have started for these stocks, but await break of support as indicated by the strike with the highest PE OI.

Narrow Range

Ticker Symbol	CMP	CE Strike	PE Strike	% Range
CANBK	131.91	137	135	1.52
ICICIBANK	1250.2	1280	1300	1.60
DLF	561.3	600	590	1.78
FORTIS	989.05	1000	980	2.02
OIL	481	500	490	2.08

These stocks are undergoing consolidation, in a narrow trading range as indicated by the strikes with the highest CE and PE OI. Potential candidates for buying straddles/strangles in anticipation of breakout.

Downside Breakout Underway

Ticker Symbol	CMP	Put strike
JIOFIN	228.87	290
AMBUJACEM	415.25	510
IEX	118.96	140
ASHOKLEY	141.02	160
UNITDSPR	1238.5	1400

These stocks have shown downtrend, and have just broken below support as indicated by the strike with the highest PE OI, pointing to more downsides.

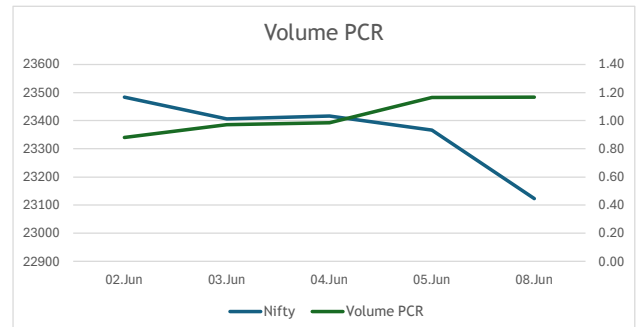
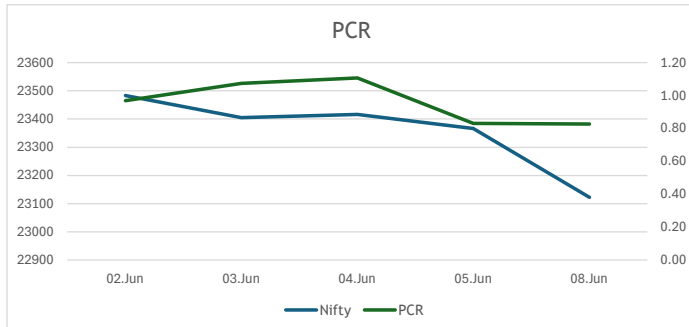
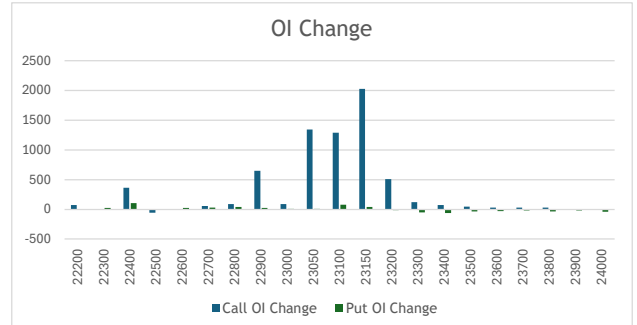
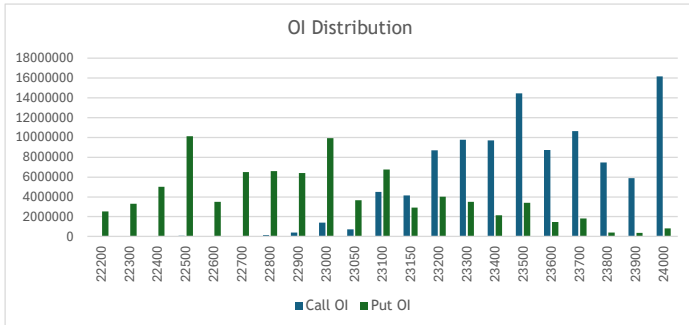
Stock Futures

Long buildup			Short covering			Short buildup			Long unwinding		
Scripcode	Prc%	OI%	Scripcode	Prc%	OI%	Scripcode	Prc%	OI%	Scripcode	Prc%	OI%
ALKEM	1.69	2.10	MAXHEALTH	2.81	-0.65	GVT&D	-6.58	8.63	KALYANKJIL	-5.23	-1.64
TECHM	1.33	2.21	FORTIS	1.80	-1.06	MUTHOOTFIN	-6.05	5.48	MOTHERSON	-4.32	-2.75
BSE	0.72	0.13	POWERGRID	1.18	-2.98	FORCEMOT	-5.95	3.14	JIOFIN	-4.00	-0.55
NAUKRI	0.69	0.99	MCX	0.90	-1.34	NAM-INDIA	-5.93	14.84	CROMPTON	-3.94	-1.94
MPHASIS	0.03	5.92	BEL	0.73	-0.88	POWERINDIA	-5.33	1.32	NMDC	-3.91	-0.17
			NESTLEIND	0.72	-0.49	NATIONALUM	-4.40	2.05	EXIDEIND	-3.70	-0.58
			MANKIND	0.66	-1.46	IREDA	-4.32	3.12	UNOMINDA	-3.62	-0.23
			APOLLOHOSP	0.61	-0.66	MOTILALOFS	-4.32	0.33	HINDPETRO	-3.56	-1.77
			BHARTIARTL	0.43	-0.71	SWIGGY	-4.26	2.56	KAYNES	-3.46	-0.34

NIFTY Expiry Insights

CALL						PUT									
OI Advance			OI Decline			Most Active		OI Advance			OI Decline			Most Active	
Strike	OI	OI Chg	Strike	OI	OI Chg	Strike	Volume	Strike	OI	OI Chg	Strike	OI	OI Chg	Strike	Volume
23200	8715915	7279675	25000	6112275	-4941560	23200	7887766	23100	6759090	2973555	23300	3505775	-3885310	23200	8274151
23300	9756175	5291780	24800	2794025	-2974920	23300	5780607	22400	5012540	2572570	23400	2155530	-3497650	23100	7856079
23250	5853185	5237570	25500	3074110	-2457520	23500	5025780	22800	6603740	1782690	23350	796445	-2073760	23000	6975850
23500	14453400	4439760	24700	2546765	-2242175	23400	4701721	22950	3338465	1724320	23500	3390985	-1648270	23150	6298595
23100	4494815	4170725	24400	3157765	-1911650	23250	4610098	22700	6521125	1575860	21500	3507790	-1531660	22900	3288720

Option Spectrum												
Call						Put						
Comments	Volume	Price	OI	OI%Chg	Price%	Strike	Price%	OI%Chg	OI	Price	Volume	Comments
Short Addition	70	924.8	910	75	-24.3	22200	-18.52	3.87	2533700	1.1	564486	Short Addition
Long Unwinding	110	822.45	3705	-10.94	-27.14	22300	-12.9	21.37	3302650	1.35	766691	Short Addition
Short Addition	897	737.4	28080	364.52	-27.95	22400	5.41	105.43	5012540	1.95	727809	Long Addition
Long Unwinding	10396	631.3	66300	-59.59	-31.83	22500	17.39	-0.81	10122710	2.7	1675803	Short Covering
Long Unwinding	3652	533.15	25545	-7.53	-35.63	22600	37.29	21.83	3510390	4.05	1382302	Long Addition
Short Addition	9813	436.25	50505	57.93	-39.82	22700	67.86	31.87	6521125	7.05	1851099	Long Addition
Short Addition	57881	342.95	139880	87.29	-45.08	22800	96.35	36.98	6603740	13.45	3026539	Long Addition
Short Addition	150037	256.2	412880	647.29	-51.8	22900	123.14	21.1	6410495	25.55	3288720	Long Addition
Short Addition	1196891	179.55	1401985	90.24	-58.89	23000	138.79	7.37	9927320	47.4	6975850	Long Addition
Short Addition	634891	143.6	732615	1341.3	-63.33	23050	147.83	6.38	3642015	62.95	3276815	Long Addition
Short Addition	3370115	113.05	4494815	1286.9	-67.61	23100	149.33	78.55	6759090	83.15	7856079	Long Addition
Short Addition	4209610	88.15	4151875	2028.46	-71.53	23150	147.66	39.8	2910570	105.75	6298595	Long Addition
Short Addition	7887766	66.45	8715915	506.86	-75.55	23200	143.01	-14.75	4014660	133.05	8274151	Short Covering
Short Addition	5780607	35.4	9756175	118.53	-82.55	23300	131.82	-52.57	3505775	201.8	2277824	Short Covering
Short Addition	4701721	18.85	9717305	70.74	-87.1	23400	119.37	-61.87	2155530	284.2	772987	Short Covering
Short Addition	5025780	10.2	14453400	44.34	-89.95	23500	105.66	-32.71	3390985	379.45	365891	Short Covering
Short Addition	2401679	6.15	8728200	28.41	-91.12	23600	87.66	-28.41	1454245	472.9	68140	Short Covering
Short Addition	2044898	4.35	10646285	29.73	-90.49	23700	73.77	-19.25	1815710	571.1	24823	Short Covering
Short Addition	1563442	3.2	7473505	29.06	-89.69	23800	62.35	-36.9	406640	669.45	11851	Short Covering
Long Unwinding	1327478	2.55	5880095	-1.26	-88.08	23900	53.99	-17.78	355030	772.7	3802	Short Covering
Long Unwinding	2071407	2.15	16166540	-6.33	-85.67	24000	47.45	-37.92	818155	876.75	15376	Short Covering



DISCLAIMERS & DISCLOSURES:

CERTIFICATION

I, Tency N. Kurien, analyst of Geojit Investments Limited, hereby certify that all the views expressed in this research report reflect our personal views about any or all of the subject issuer or securities. This report has been prepared by the Research Team of Geojit Investments Limited.

The Research Analyst hereby declare that:

- i. It is duly registered with SEBI as a Research Analyst pursuant to the SEBI (Research Analysts) Regulations, 2014 and its registration details are: INH000019567
- ii. It has registration and qualifications required to render the services contemplated under the SEBI (Research Analysts) Regulations, 2014 ("RA Regulations"), and the same are valid and subsisting.
- iii. Research analyst services provided by it do not conflict with or violate any provision of law, rule or regulation, contract, or other instrument to which it is a party or to which any of its property is or may be subject;
- iv. The maximum fee that may be charged by Research Analyst is ₹1.51 lakhs per annum per family of client.
- v. The recommendations provided by Research Analyst do not provide any assurance of returns.

COMPANY OVERVIEW

Geojit Investments Limited Corporate Identification Number (CIN): U66110KL2023PLC080586 and SEBI Registration Number - Research Entity: INH000019567, having its registered office at 7th Floor, 34/659 - P, Civil Line Road, Padivattom, Edappally, Ernakulam, Kerala, India, 682024 is an investment services company with memberships in National Stock Exchange (NSE), Bombay Stock Exchange (BSE), Multi Commodity Exchange (MCX) and National Commodity & Derivatives Exchange (NCDEX). GIL offers advanced trading and investing platforms, and in-depth research reports & recommendations on equities, commodities, currencies and bonds. As a depository participant of NSDL and CDSL, GIL offers comprehensive investment related services like de-materialization, transmission and, hassle free distribution of benefits from corporate actions. GIL as a SEBI registered Research Entity, prepares and shares research data and reports periodically with clients, investors, stake holders and general public in compliance with the Securities and Exchange Board of India Act, 1992, the Securities and Exchange Board Of India (Research Analysts) Regulations, 2014 and/or any other applicable directives, instructions or guidelines issued by the Regulators from time to time.

DISTRIBUTION OF REPORTS

This document is not for public distribution and has been furnished to you solely for your information and must not be reproduced or redistributed to any other person. Geojit Investments Limited will not treat the recipients of this report as clients by virtue of their receiving this report.

GENERAL REPRESENTATION

The research reports do not constitute an offer or solicitation for the purchase or sale of any financial instruments, inducements, promise, guarantee, warranty, or as an official confirmation of any transaction or contractual obligations of any kind. This report is provided for assistance only and is not intended to be and must not alone be taken as the basis for an investment decision. The information contained herein is from publicly available data or other sources believed to be reliable, but we do not represent that it is accurate or complete and it should not be relied on as such. We have also reviewed the research report for any untrue statements of material facts or any false or misleading information. While we endeavour to update on a reasonable basis the information discussed in this material, there may be regulatory, compliance, or other reasons that prevent us from doing so.

RISK DISCLOSURE

Geojit Investments Limited and/or its Affiliates and its officers, directors and employees including the analyst/authors shall not be in any way held responsible for any loss or damage that may arise to any person from any inadvertent error in the information contained in this report. Investors may lose his/her entire investment under certain market conditions, so before acting on any advice or recommendation in this material, investors should consider whether it is suitable for their particular circumstances and, if necessary, seek professional advice. This report does not take into account the specific investment objectives, financial situation/circumstances and the particular needs of any specific person who may receive this document. The user assumes the entire risk of any use made of this information. Each recipient of this report should make such investigation as it deems necessary to arrive at an independent evaluation of an investment in the securities of companies referred to in this report (including the merits and risks involved). The price, volume and income of the investments referred to in this report may fluctuate and investors may realize losses that may exceed their original capital.

TECHNICAL DISCLAIMER

We have prepared this report based on information believed to be reliable. The recommendations herein are based on 12-month horizon, unless otherwise specified. The investment ratings are on absolute positive/negative return basis. It is possible that due to volatile price fluctuation in the near to medium term, there could be a temporary mismatch to rating. For reasons of valuations/return/lack of clarity/event we may revisit rating at appropriate time. The stocks always carry the risk of being upgraded to buy or downgraded to a hold, reduce or sell. The opinions expressed are subject to change, but we have no obligation to tell our clients when our opinions or recommendations change. This report is non-inclusive and does not consider all the information that the recipients may consider material to investments. This report is issued by Geojit Investments Limited without any liability/undertaking/commitment on the part of itself or any of its entities. We may have issued or may issue on the companies covered herein, reports, recommendations or information which is contrary to those contained in this report. The securities described herein may not be eligible to all categories of investors. Reports based on technical analysis is focused on studying charts of a stock's price movement and trading volume, as opposed to focusing on a company's fundamentals and as such, may not match with a report on a company's fundamentals. We may have issued or may issue on the companies covered herein, reports, recommendations or information which is contrary to those contained in this report. Opinions expressed herein are our current opinions as of the date appearing on this report only. Geojit Investments Limited does not guarantee returns, profits, accuracy, or risk-free investments from the use of its research services. All opinions, projections, estimates in the reports are based on the analysis of available data under certain assumptions as of the date of preparation/publication of the report. Any investment made based on recommendations in the reports are subject to market risks, and recommendations do not provide any assurance of returns. There is no recourse to claim any losses incurred on the investments made based on the recommendations in the research report. Any reliance placed on the report provided by Geojit Investments Limited shall be as per the client's own judgement and assessment of the conclusions contained in the report. The SEBI registration, Enlistment with RAASB, and NISM certification do not guarantee the performance of the RA or assure any returns to the client.

JURISDICTION

The securities described herein may not be eligible for sale in all jurisdictions or to all categories of investors. The countries in which the companies mentioned in this report are organized may have restrictions on investments, voting rights or dealings in securities by nationals of other countries. Distributing/taking/sending/dispatching/transmitting this document in certain foreign jurisdictions may be restricted by law, and persons into whose possession this document comes should inform themselves about and observe any such restrictions. Failure to comply with this restriction may constitute a violation of any foreign jurisdiction laws. Foreign currencies denominated securities are subject to fluctuations in exchange rates that could have an adverse effect on the value or price of or income derived from the investment. Investors in securities such as ADRs, the value of which are influenced by foreign currencies effectively assume currency risk.

REGULATORY DISCLOSURES:

Geojit Investments Limited is a wholly owned subsidiary of Geojit Financial Services Limited. Group Companies / fellow subsidiaries of GIL are Geojit Financial Services Limited, Geojit Technologies Private Limited (Software Solutions provider), Geojit Credits Private Limited (NBFC Services provider), Geojit Fintech (P) Limited, Geojit IFSC Limited (a company incorporated under IFSC regulations), Qurum Business Group Geojit Securities LLC. (a joint venture of holding company in Oman engaged in financial services) Barjeel Geojit Financial Services LLC (a joint venture of holding company in UAE engaged in financial services) BBK Geojit Business Consultancy and Information KSC (C) (a fellow subsidiary in Kuwait engaged in financial services) and Aloula Geojit Capital Company (a joint venture in Saudi Arabia under liquidation. In the context of the SEBI Regulations on Research Analysts (2014), Geojit Investments Limited affirms that we are a SEBI registered Research Entity and in the course of our business as a stock market intermediary, we issue research reports /research analysis etc that are prepared by our Research Analysts. We also affirm and undertake that no disciplinary action has been taken against us or our Analysts in connection with our business activities.

In compliance with the above-mentioned SEBI Regulations, the following additional disclosures are also provided which may be considered by the reader before making an investment decision:

1. Disclosures regarding Ownership*:

Geojit Investments Limited confirms that:

(i) Geojit Investments Limited /its associates do not have financial interest in relation to the subject company (ies) covered herein/ has no other material conflict in relation to subject company, at the time of publication of the research report.

It/its associates have no actual beneficial ownership greater than 1% or more in relation to the subject company (ies) covered herein, at the end of the month immediately preceding the date of publication of the research report

Further, the Analyst confirms that:

(i) he, his associates and his relatives shall take reasonable care to ensure that they do not have stock holding in the securities covered herein, nor have any other financial interest, or other material conflict in the same, at the time of publication of the research report.

(ii) he, his associates and his relatives have no actual/beneficial ownership greater than 1% or more in the subject company covered, at the end of the month immediately preceding the date of publication of the research report

2. Disclosures regarding Compensation:

During the past 12 months, Geojit Investments Limited or its Associates:

(a) Have not received any compensation from the subject company; (b) Have not managed or co-managed public offering of securities for the subject company (c) Have not received any compensation for investment banking or merchant banking or brokerage services from the subject company (d) Have not received any compensation for products or services, other than investment banking or merchant banking or brokerage services from the subject company. (e) Have not received any compensation or other benefits from the subject company or third party in connection with the research report (f) The subject company is / was not a client during twelve months preceding the date of distribution of the research report, unless notified.

3. Disclosure by Geojit Investments Limited regarding the compensation paid to its Research Analyst:

Geojit Investments Limited hereby confirms that no part of the compensation paid to the persons employed by it as Research Analysts is based on any specific brokerage services or transactions pertaining to trading in securities of companies contained in the Research Reports.

4. Disclosure regarding the Research Analyst's connection with the subject company:

It is affirmed that, I, Tency N. Kurien, research analyst of Geojit Investments Limited have not served as an officer, director or employee of the subject company.

5. Disclosure regarding Market Making activity:

Neither Geojit Investments Limited /its Analysts have engaged in market making activities for the subject company.

6. Disclosure regarding conflict of interests

Geojit Investments Limited shall abide by the applicable regulations/ circulars/ directions specified by SEBI and Research Analyst Administration and Supervisory Body (RAASB) from time to time in relation to disclosure and mitigation of any actual or potential conflict of interest. Geojit Investments Limited will endeavour to promptly inform the client of any conflict of interest that may affect the services being rendered to the client.

Please ensure that you have read the "Risk Disclosure Documents for Capital Market and Derivatives Segments" as prescribed by the Securities and Exchange Board of India before investing.

7. Neither Geojit Investments Limited nor its Analysts have utilized any AI tools in the preparation of the research reports.

GRIEVANCE REDRESSAL

Compliance Officer

Ms. Indu K.

Geojit Investments Ltd

7th Floor, 34/659-P, Civil Line Road,

Padivattom, Edapally, Ernakulam,

682024

Kerala, India

Tele: 0484 -400 1367/ 641 1367

Email: compliance@geojit.com

Grievance Officer

Mr Nitin K

Geojit Investments Ltd

7th Floor, 34/659-P, Civil Line Road,

Padivattom, Edapally, Ernakulam,

682024

Kerala, India

Tele: 0484- 400 1363/ 641 1363

Email : grievances@geojit.com

STANDARD WARNING

Investment in securities market are subject to market risks. Read all the related documents carefully before investing.